



URBAN  
PROPERTY  
Collection

The REAL ESTATE DISTRICT

LIZ SCHRETTINGER

REALTOR®

403 466 7754

liz@yychome.com

www.urbanpropertycollection.com

BRAESIDE

as of December 2024

**BENCHMARK PRICE**

**\$ 666,800**

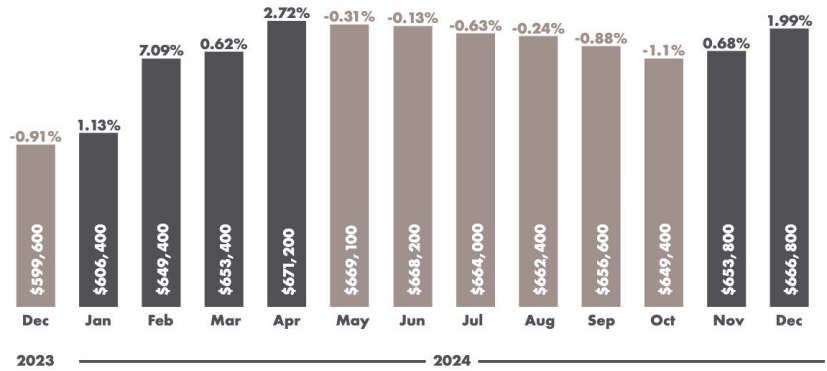
Dec 2024

**Month to Month**  
Up 1.99% from Nov 2024

**Year to Year**  
Up 11.21% from Dec 2023

www.urbanpropertycollection.com

**13 MONTHS MARKET HISTORY**  
BRAESIDE DETACHED



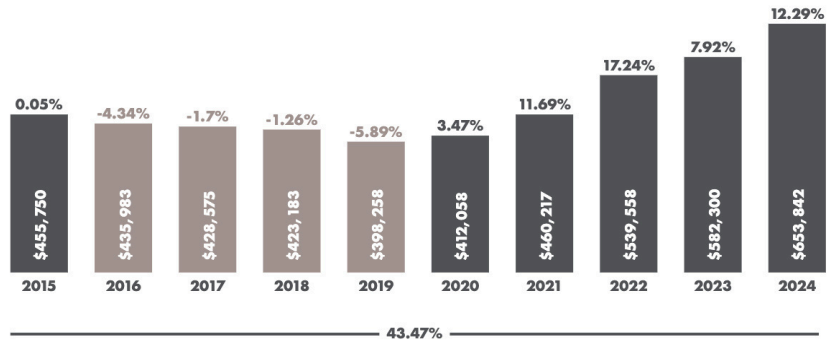
**BENCHMARK PRICE TREND**



**PROPERTY TYPE: DETACHED**  
BRAESIDE

www.urbanpropertycollection.com

**10 YEAR BENCHMARK PRICE HISTORY**  
BRAESIDE DETACHED



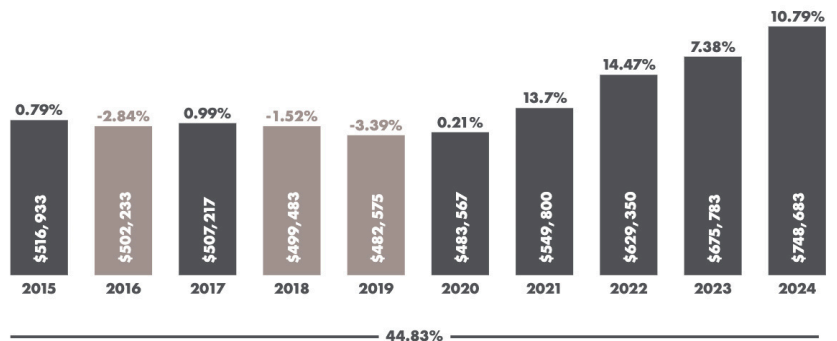
**BENCHMARK PRICE TREND**



**PROPERTY TYPE: DETACHED**  
CALGARY

www.urbanpropertycollection.com

**10 YEAR BENCHMARK PRICE HISTORY**  
CALGARY DETACHED





URBAN  
PROPERTY  
Collection

The REAL ESTATE DISTRICT

LIZ SCHRETTINGER

REALTOR®

403 466 7754

liz@yychome.com

www.urbanpropertycollection.com

BRAESIDE

as of December 2024

ACTIVE & SOLD LISTINGS

13 MONTHS MARKET HISTORY  
BRAESIDE DETACHED

4

Dec 2024  
ACTIVE  
Listings



4

Dec 2024  
SOLD  
Listings



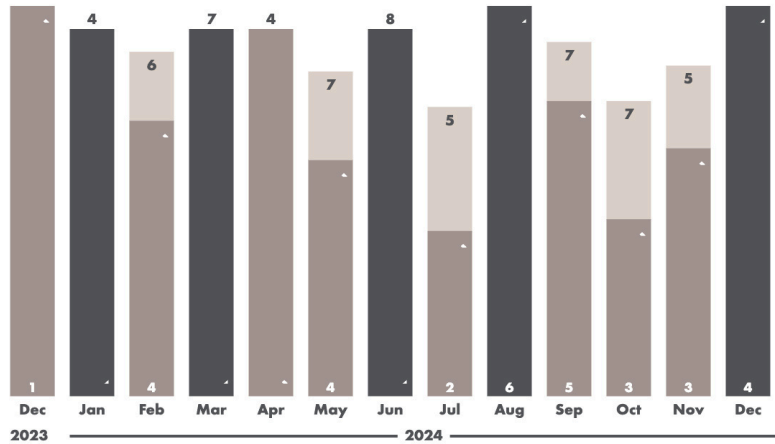
Month to Month  
Down -20% from Nov 2024

Month to Month  
Up 33.33% from Nov 2024

Year to Year  
Up 300% from Dec 2023

Year to Year  
Up 300% from Dec 2023

www.urbanpropertycollection.com



LISTING ABSORPTION RATE

13 MONTHS MARKET HISTORY  
BRAESIDE DETACHED

100%

Dec 2024  
SOLD  
Listings

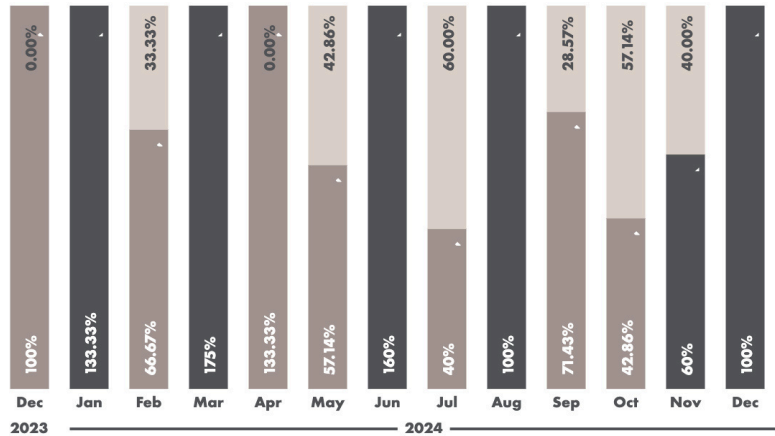


MONTH TO MONTH  
The odds of selling increased by 66.67% compared to Nov 2024

YEAR TO YEAR  
The odds of selling didn't change compared to Dec 2023

0%  
UNSOLD, EXPIRED  
& TERMINATED listings

www.urbanpropertycollection.com



AVERAGE DAYS ON MARKET

13 MONTHS MARKET HISTORY  
BRAESIDE DETACHED

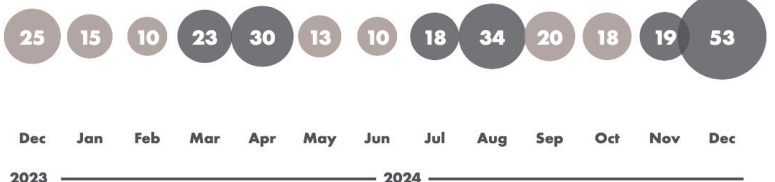
53 days  
average

Dec 2024

MONTH TO MONTH  
ADOM are up, homes are selling 178.95% slower compared to Nov 2024

YEAR TO YEAR  
ADOM are up, homes are selling 112% slower compared to Dec 2023

www.urbanpropertycollection.com





URBAN  
PROPERTY  
Collection

The REAL ESTATE DISTRICT

LIZ SCHRETTLINGER

REALTOR®

403 466 7754

liz@yychome.com

www.urbanpropertycollection.com

BRAESIDE

as of December 2024

**BENCHMARK PRICE**

www.urbanpropertycollection.com

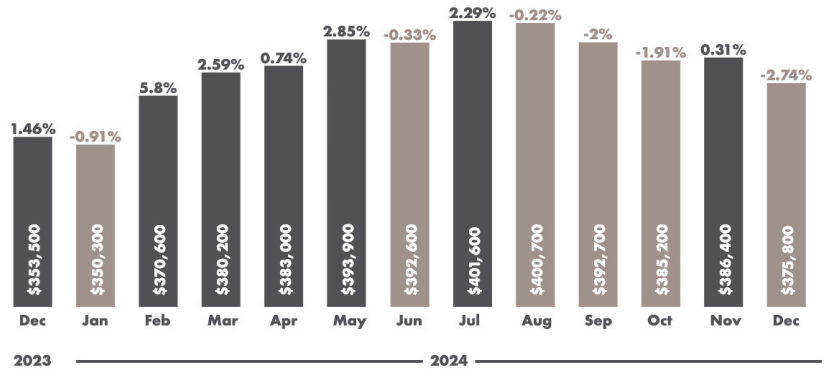
**13 MONTHS MARKET HISTORY**  
BRAESIDE ROW

**\$ 375,800**

Dec 2024

▼ **Month to Month**  
Down -2.74% from Nov 2024

▲ **Year to Year**  
Up 6.31% from Dec 2023



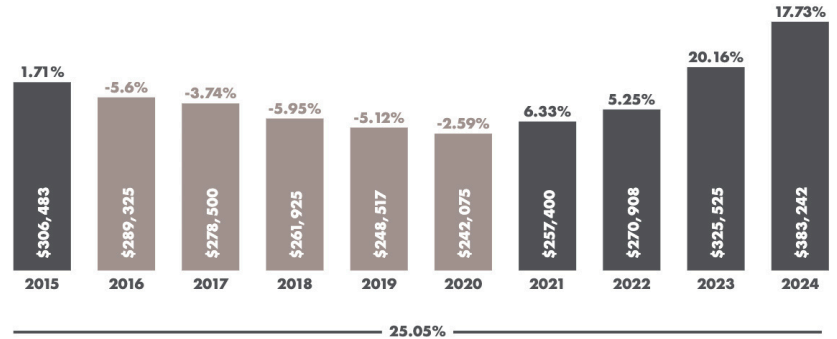
**BENCHMARK PRICE TREND**

www.urbanpropertycollection.com

**10 YEAR BENCHMARK PRICE HISTORY**  
BRAESIDE ROW



**PROPERTY TYPE: ROW**  
BRAESIDE



25.05%

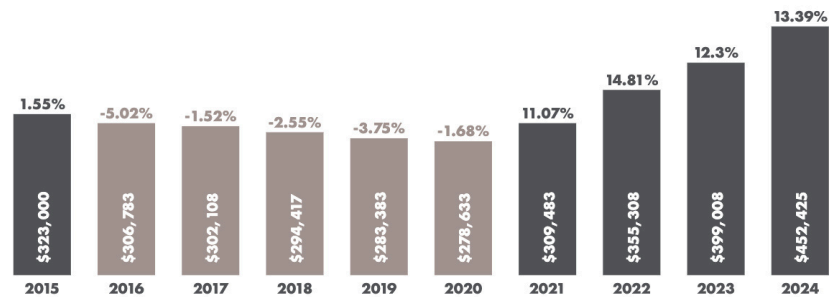
**BENCHMARK PRICE TREND**

www.urbanpropertycollection.com

**10 YEAR BENCHMARK PRICE HISTORY**  
CALGARY ROW



**PROPERTY TYPE: ROW**  
CALGARY



40.07%



**BRAESIDE**

as of December 2024

**ACTIVE & SOLD LISTINGS**

www.urbanpropertycollection.com

**13 MONTHS MARKET HISTORY  
BRAESIDE ROW**

**1**  
Dec 2024  
**ACTIVE**  
Listings

**4**  
Dec 2024  
**SOLD**  
Listings

**For SALE**

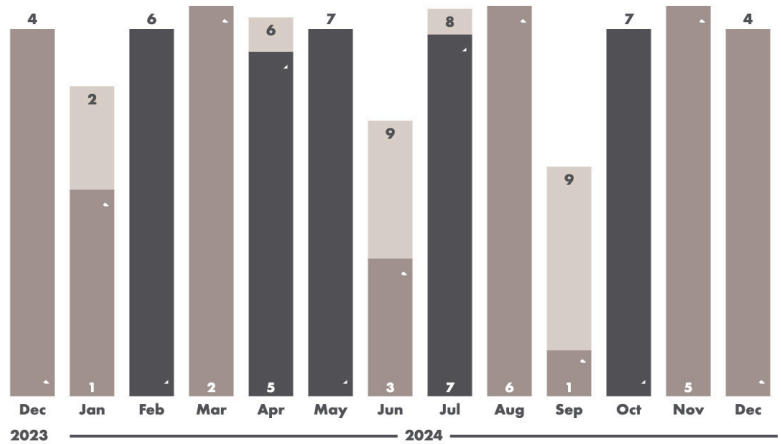
**SOLD**

**Month to Month**  
Down -80% from Nov 2024

**Month to Month**  
Down -20% from Nov 2024

**Year to Year**  
No Change from Dec 2023

**Year to Year**  
No Change from Dec 2023



**LISTING ABSORPTION RATE**

www.urbanpropertycollection.com

**13 MONTHS MARKET HISTORY  
BRAESIDE ROW**

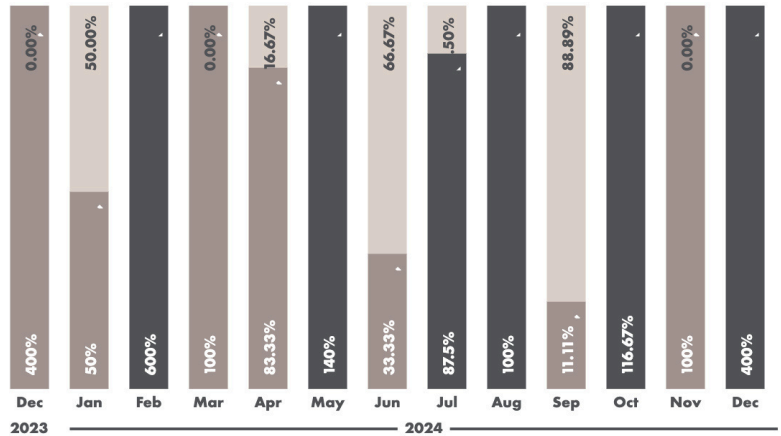
**400%**

**Dec 2024 SOLD**  
Listings

**MONTH TO MONTH**  
The odds of selling increased by 300% compared to Nov 2024

**YEAR TO YEAR**  
The odds of selling didn't change compared to Dec 2023

**0%**  
**UNSOLD, EXPIRED & TERMINATED listings**



**AVERAGE DAYS ON MARKET**

www.urbanpropertycollection.com

**13 MONTHS MARKET HISTORY  
BRAESIDE ROW**

**35 days**  
average

**Dec 2024**

**MONTH TO MONTH**  
ADOM are up, homes are selling 34.62% slower compared to Nov 2024

**YEAR TO YEAR**  
ADOM are up, homes are selling 66.67% slower compared to Dec 2023

